

Develop systems for monitoring and evaluating student learning within a collaborative environment

A suggestion for implementing the strategy 'Support inclusive teaching practices' from the Guide: [ILEs](#)

Includes:

- Use collaborative tools
 - Use Google spreadsheets
 - Share information and strategies
 - Provide learning pathways
 - Support learners
 - Useful resources
-

Inclusive Education

From

Guide: [Planning innovative learning environments \(ILEs\)](#)

Strategy: [Support inclusive teaching practices](#)

Suggestion: [Develop systems for monitoring and evaluating student learning within a collaborative environment](#)

Date

22 January 2019

Link

www.inclusive.tki.org.nz/guides/planning-innovative-learning-environments-iles/develop-systems-for-monitoring-and-evaluating-student-learning-within-a-collaborative-environment

Use collaborative tools

Teachers at Halswell School use Google Docs and Google Hangouts to support collaborative planning, teaching, and assessment.


Source: [Enabling e-Learning \(NZ\)](#)

Closed Captions

Source:

[Enabling e-Learning \(NZ\)](#)

<http://elearning.tki.org.nz/layout/set/lightbox/Teaching/Innovative-learning-environments/Collaborative-teaching-in-a-year-7-8-innovative-learning-environment>



Play video

Video hosted on Vimeo <http://vimeo.com/146585785>

Inclusive Education

From

Guide: [Planning innovative learning environments \(ILEs\)](#)

Strategy: [Support inclusive teaching practices](#)

Suggestion: [Develop systems for monitoring and evaluating student learning within a collaborative environment](#)

Date

22 January 2019

Link

www.inclusive.tki.org.nz/guides/planning-innovative-learning-environments-iles/develop-systems-for-monitoring-and-evaluating-student-learning-within-a-collaborative-environment

Use Google spreadsheets

In this year 4 class, planning is shared via a Google sheet with students using a “must do – can do” system. Learning goals, progress, and next steps can be viewed at any time.

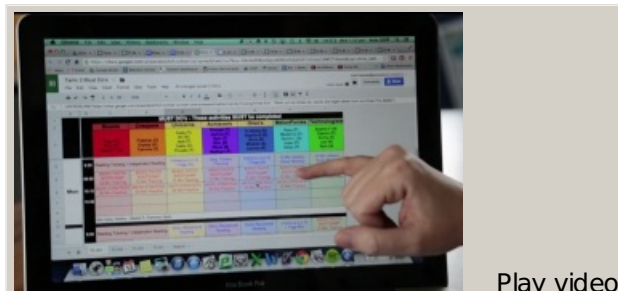
Source: [Enabling e-Learning \(NZ\)](#)

Closed Captions

Source:

[Enabling e-Learning \(NZ\)](#)

<http://elearning.tki.org.nz/Teaching/Inclusive-classrooms/Universal-Design-for-Learning/Planning-for-differentiated-learning>



Play video

Video hosted on Vimeo <http://vimeo.com/105622367>

Inclusive Education

From

Guide: [Planning innovative learning environments \(ILEs\)](#)

Strategy: [Support inclusive teaching practices](#)

Suggestion: [Develop systems for monitoring and evaluating student learning within a collaborative environment](#)

Date

22 January 2019

Link

www.inclusive.tki.org.nz/guides/planning-innovative-learning-environments-iles/develop-systems-for-monitoring-and-evaluating-student-learning-within-a-collaborative-environment

Share information and strategies

Your school's SMS provides a central repository for collating information, setting goals with students, and monitoring progress.

Source: [Enabling e-Learning \(NZ\)](#)

Closed Captions

Source:

[Enabling e-Learning \(NZ\)](#)

<http://elearning.tki.org.nz/Teaching/Inclusive-classrooms/Sharing-information-and-strategies-through-your-SMS>

Play video

Video hosted on Vimeo <http://vimeo.com/173697963>

Inclusive Education

From

Guide: [Planning innovative learning environments \(ILEs\)](#)

Strategy: [Support inclusive teaching practices](#)

Suggestion: [Develop systems for monitoring and evaluating student learning within a collaborative environment](#)

Date

22 January 2019

Link

www.inclusive.tki.org.nz/guides/planning-innovative-learning-environments-iles/develop-systems-for-monitoring-and-evaluating-student-learning-within-a-collaborative-environment

Provide learning pathways

The learning pathways at Ormiston Primary School are housed in a Google site. They enable students to work at their own pace and connect with teachers as they need to.

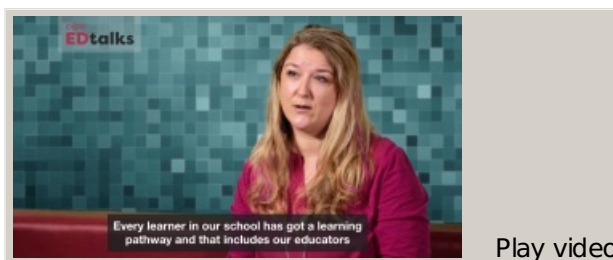
Source: [EDtalks \(NZ\)](#)

Closed Captions

Source:

[EDtalks \(NZ\)](#)

<http://www.edtalks.org/video/personalised-learning-pathways-ile>



Video hosted on Vimeo <http://vimeo.com/145570727>

Inclusive Education

From

Guide: [Planning innovative learning environments \(ILEs\)](#)

Strategy: [Support inclusive teaching practices](#)

Suggestion: [Develop systems for monitoring and evaluating student learning within a collaborative environment](#)

Date

22 January 2019

Link

www.inclusive.tki.org.nz/guides/planning-innovative-learning-environments-iles/develop-systems-for-monitoring-and-evaluating-student-learning-within-a-collaborative-environment

Support learners

In a collaborative teaching environment teachers have more flexibility to be responsive to, and meet the needs of individual learners.

Source: [Grow Waitaha \(NZ\)](#)

Closed Captions

Source:

[Grow Waitaha \(NZ\)](#)

<https://youtu.be/gbXSJbgtHBo>

 Play video

Video hosted on Youtube <http://youtu.be/gbXSJbgtHBo>

Inclusive Education

From

Guide: [Planning innovative learning environments \(ILEs\)](#)

Strategy: [Support inclusive teaching practices](#)

Suggestion: [Develop systems for monitoring and evaluating student learning within a collaborative environment](#)


Date

22 January 2019

Link

www.inclusive.tki.org.nz/guides/planning-innovative-learning-environments-iles/develop-systems-for-monitoring-and-evaluating-student-learning-within-a-collaborative-environment

Useful resources



Effective learning in classrooms

Read time: 302 min

Publisher: Paul Chapman Publishing

[Download PDF](#)

Easier said than done: Collaborative learning

Read time: 13 min

Publisher: Imaginative Minds Group

[Download PDF](#)

This information was downloaded/printed from the Ministry of Education's website "Inclusive Education". Except where otherwise noted it is Crown Copyright 2018.

Information on the Inclusive Education website is regularly updated so we recommend you check the website version of this information to ensure it remains current.